

## Research Engagement and Learning

516 virtual  
4 Walk-ins

Finding Resources: 217  
Research Assistance: Issues: 5

Database Access: 5  
Writing Center/Stars: 4  
Lamar info: 5  
Printing: 4  
ILL: 4  
Library information: 4  
E-reserves: 3  
Computer Support: 2

Weird: 1  
IT: 1

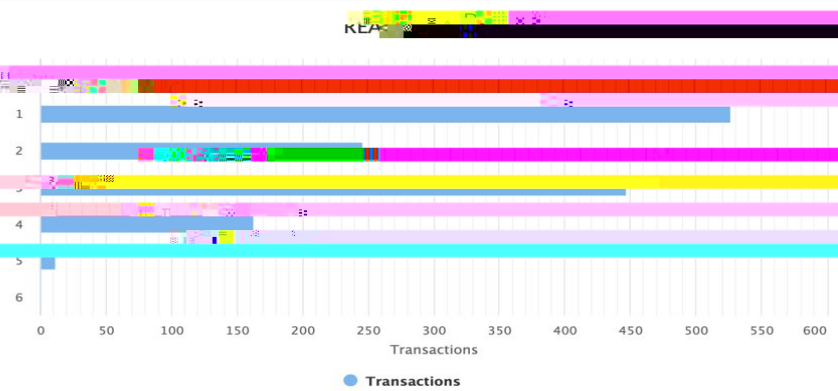
Table 1 Monthly Transactions

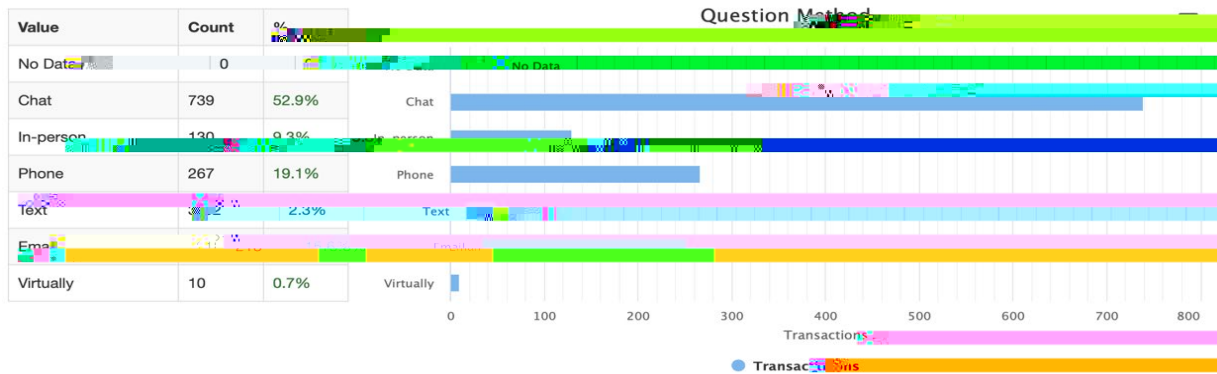
Transaction	Jan 2021	Feb 2021	Mar 2021	Apr 2021	May 2021	Jun 2021	Jul 2021	Aug 2021	Sep 2021	Oct 2021	Nov 2021	Dec 2021
Totals	0	0	0	0	62	173	183	218	240	244	202	74



Reference Effort Assessment Data (READ)

Value	Count	%
No Data	0	0%
1	527	37.8%
2	246	17.6%
3	447	32%
4	163	11.7%
5	12	0.8%
6	1	0.1%

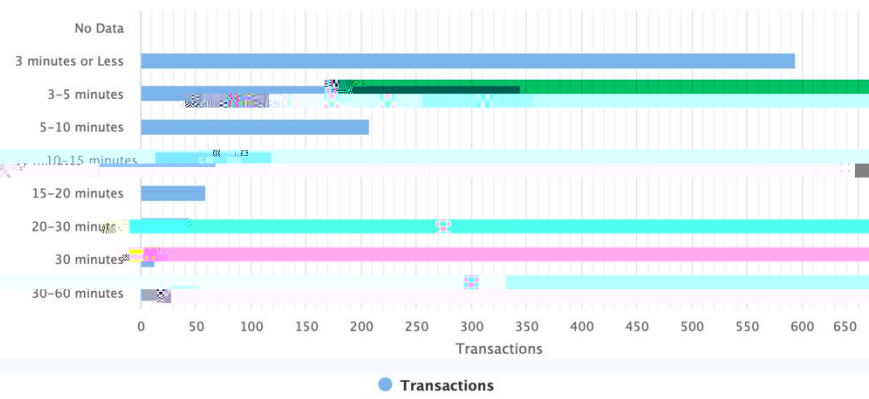




Value	Count	%
No Data	0	0%
Directions	0	0%
Catalog	97	6.9%
Research Help	479	34.3%
Database	79	5.7%
Printing	38	2.7%
Library Login	93	6.7%
Collection	7	0.5%
Research	0	0%
eReserves	0	0%
Reserves	0	0%
Research Consult. Appt.	25	1.8%
Library Hours	102	7.3%
ILL	61	4.4%
Textbook store	0	0%
Library Programs	22	1.6%
Fines/Fees	42	3%
Other	227	16.3%
Faculty Corner	3	0.2%

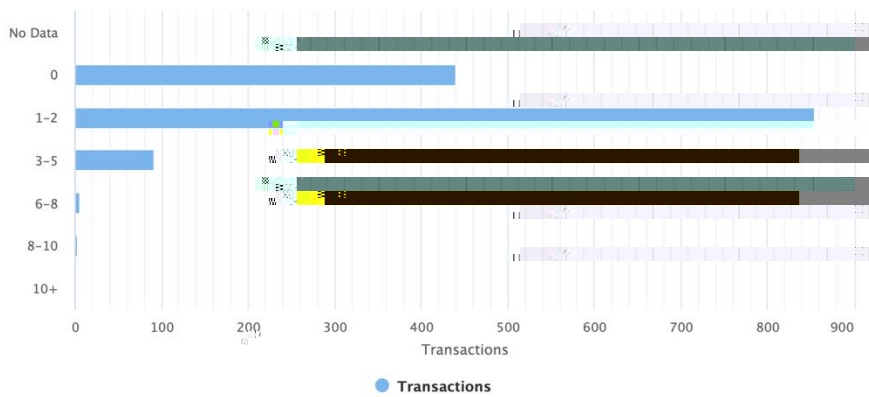
Value	Count	%
No Data	0	0%
3 minutes or Less	594	42.6%
3-5 minutes	345	24.7%
5-10 minutes	223	16.1%
10-15 minutes	106	7.6%
15-20 minutes	59	4.2%
20-30 minutes	44	3.2%
30 minutes	13	0.9%
30-60 minutes	7	0.5%

Approx. Transaction Duration



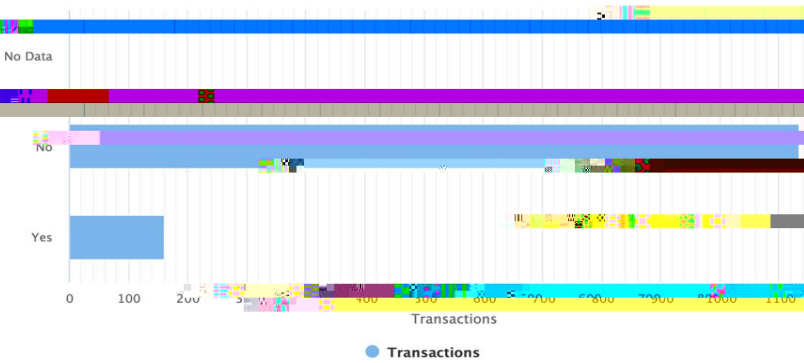
Value	Count	%
No Data	0	0%
0	440	31.5%
1-2	855	61.2%
3-5	91	6.5%
6-8	6	0.4%
8-10	3	0.2%
10+	1	0.1%

Number of Resources Used



Value	Count	%
No Data	1235	88.5%
No	101	7.3%
Yes	10	0.7%

Referral





	Totals	18	\$4841.35

**Expenditures: Print Periodicals (Local Funds)**

Fund Code	Fund Name	Expenditure
	EMC	







ADDITIONS TO THE DOCUMENTS COLLECTIONS

NEW DOCUMENT TITLES CATALOGED: YEAR 2021

NEW DOCUMENT ITEMS ADDED:

BREAKDOWN OF DOCUMENT ITEMS ADDED BY CATEGORY:

WITHDRAWN FROM THE COLLECTIONS

ITEMS WITHDRAWN: YEAR 2021

TOTAL E-BOOK ITEM CATEGORIES

(starred item categories represent E-Books leased from our subscription databases, not purchased for the permanent collection)

YEAR 2021

Total E-Books

43,047

OTHER ITEM CATEGORY TOTALS

Year 2021

||||



Month

