

---

**NSSE 2016**  
**High-Impact Practices**  
Lamar University

---



## Overall HIP Participation

The figures below display the percentage of students who participated in High-Impact Practices. Both figures include participation in a learning community, service-learning, and research with faculty. The Senior figure also includes participation in an internship or field experience, study abroad, and culminating senior experience. The first segment in each bar shows the percentage of students who participated in at least two HIPs, and the full bar (both colors) represents the percentage who participated in at least one.

*First-year*

*Senior*

## Statistical Comparisons

The table below compares the percentage of your students who participated in a High-Impact Practice, including the percentage who participated overall (at least one, two or more), with those at institutions in your comparison groups.

|                                     | <i>First-year</i> |                          | <i>Senior</i> |                          | <i>First-year</i> |                          | <i>Senior</i> |                          |
|-------------------------------------|-------------------|--------------------------|---------------|--------------------------|-------------------|--------------------------|---------------|--------------------------|
|                                     | %                 | Effect size <sup>a</sup> | %             | Effect size <sup>a</sup> | %                 | Effect size <sup>a</sup> | %             | Effect size <sup>a</sup> |
| 11c. Learning Community             | 17                | .06                      | 14            | .06                      | 14                | .06                      | 15            | .04                      |
| 12. Service-Learning                | 53                | -.03                     | 55            | -.03                     | 54                | .00                      | 52            | .02                      |
| 11e. Research with Faculty          | 4                 | -.13                     | 6             | -.13                     | 5                 | -.07                     | 5             | -.09                     |
| <b>Participated in at least one</b> | <b>62</b>         | <b>.03</b>               | <b>61</b>     | <b>.03</b>               | <b>59</b>         | <b>.07</b>               | <b>59</b>     | <b>.08</b>               |
| <b>Participated in two or more</b>  | <b>11</b>         | <b>-.04</b>              | <b>12</b>     | <b>-.04</b>              | <b>11</b>         | <b>-.03</b>              | <b>12</b>     | <b>-.04</b>              |
| <i>Senior</i>                       |                   |                          |               |                          |                   |                          |               |                          |
| 11c. Learning Community             | 22                | .00                      | 22            | .00                      | 21                | .01                      | 24            | -.06                     |
| 12. Service-Learning                | 51                | -.14 *                   | 58 *          | -.14                     | 63 ***            | -.24                     | 61 ***        | -.20                     |
| 11e. Research with Faculty          | 16                | -.10                     | 20            | -.10                     | 17                | -.03                     | 24 ***        | -.20                     |
| 11a. Internship or Field Exp.       | 39                | -.03                     | 41            | -.03                     | 42                | -.06                     | 50 ***        | -.22                     |
| 11d. Study Abroad                   | 9                 | -.01                     | 10            | -.01                     | 9                 | .01                      | 14 *          | -.14                     |
| 11f. Culminating Senior Exp.        | 30                | -.13 *                   | 36 *          | -.13                     | 38 **             | -.17                     | 46 ***        | -.33                     |
| <b>Participated in at least one</b> | <b>76</b>         | <b>-.14 **</b>           | <b>81 **</b>  | <b>-.14</b>              | <b>81 **</b>      | <b>-.14</b>              | <b>85 ***</b> | <b>-.25</b>              |
| <b>Participated in two or more</b>  | <b>50</b>         | <b>-.04</b>              | <b>52</b>     | <b>-.04</b>              | <b>53</b>         | <b>-.06</b>              | <b>61 ***</b> | <b>-.23</b>              |

Note. Percentage of students who responded "Done or in progress" except for service-learning which is the percentage who responded that at least "Some" courses included a community-based project.

a. Cohen's *h*: The standardized difference between two proportions. Effect size indicates the practical importance of an observed difference. NSSE research finds for service-learning, internships, study abroad, and culminating senior experiences, an effect size of about .2 may be considered small, .5 medium, and .8 large. For learning community and research with faculty, an effect size of about .1 may be considered small, .3 medium, and .5 large (Rocconi & Gonyea, 2015).

\**p* < .05, \*\**p* < .01, \*\*\**p* < .001 (z-test comparing participation rates).

This page intentionally left blank.

# NSSE 2016 High-Impact Practices

## Lamar University

### First-year Students

The figures below display further details about each High-Impact Practice for your first-year students and those of your comparison groups.

#### Learning Community

*Which of the following have you done or do you plan to do before you graduate?*

Participate in a learning community or some other formal program where groups of students take two or more classes together.

#### Service-Learning

About how many of your courses at this institution have included a community-based project (service-learning)?

#### Research with a Faculty Member

*Which of the following have you done or do you plan to do before you graduate?*

Work with a faculty member on a research project.

# NSSE 2016 High-Impact Practices

## Lamar University

### Seniors

The figures below display further details about each High-Impact Practice for your seniors and those of your comparison groups.

### Learning Community

*Which of the following have*

### Service-Learning

### Research with a Faculty Member

*Which of the following have  
you done or do you plan to do  
before you graduate?*

Work with a faculty member on  
a research project.

# NSSE 2016 High-Impact Practices

## Response Detail Lamar University

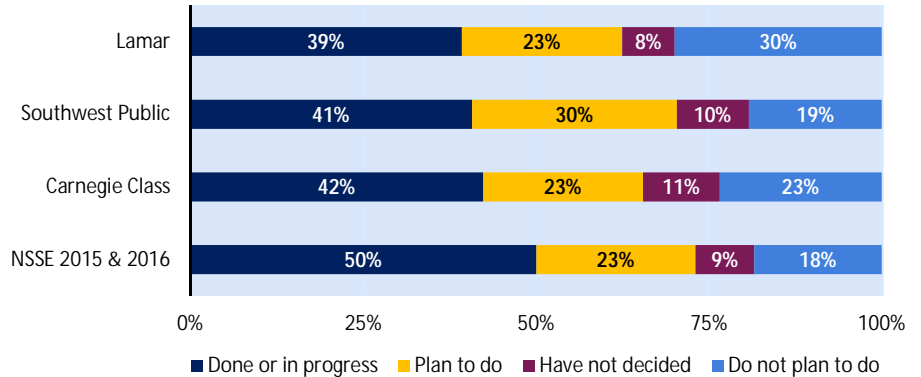
### Seniors (continued)

The figures below display further details about each High-Impact Practice for your seniors and those of your comparison groups.

#### Internship or Field Experience

*Which of the following have you done or do you plan to do before you graduate?*

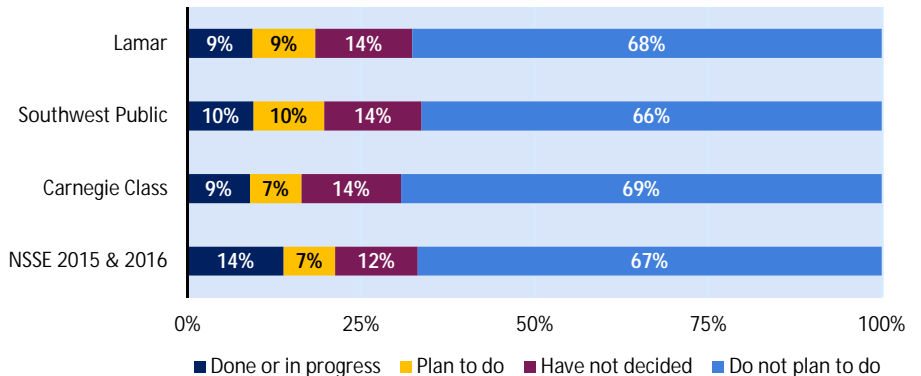
Participate in an internship, co-op, field experience, student teaching, or clinical placement.



#### Study Abroad

*Which of the following have you done or do you plan to do before you graduate?*

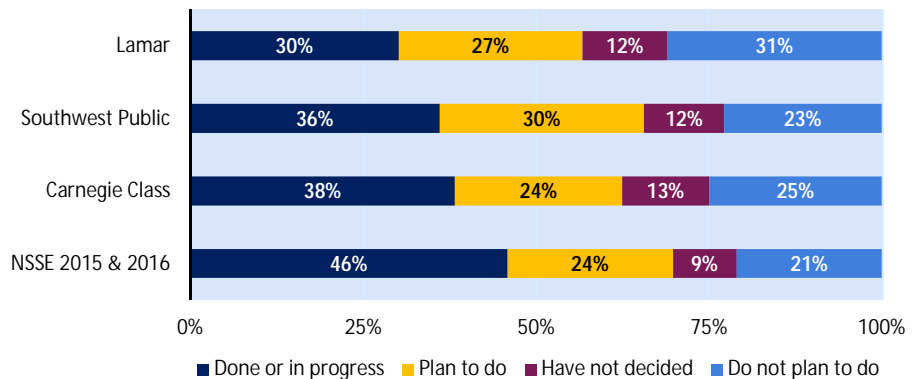
Participate in a study abroad program.



#### Culminating Senior Experience

*Which of the following have you done or do you plan to do before you graduate?*

Complete a culminating senior experience (capstone course, senior project or thesis, comprehensive exam, portfolio, etc.).



Note: Results weighted by institution-reported sex and enrollment status (and institutional size for comparison groups).

# Participation in High-Impact Practices by Student Characteristics

