

Lamar University

.S. Civil Engineering SACS Assessment 2022- 2023

May 31, 2023

2022-2023

ision


owin stat m nts d s rib what th D artm nt's und r raduat n in rs ar

yond ntry l v l that m t th m r in and volvin d mand s of ivil n in rin . .
ommuni ation and roj t mana m nt skills for ff tiv robl m solvin . .

and rstandin of rof ssional thi s, ubli saf ty, ost onstraints, nvironm ntal
im a ts, and oli y im li ations.

1.1 an ability to ommuni at orally with a wid ran of audi n s

1. an ability to a ly n in rin ly t d r



.84
8 . 0
. 0
10 . 0
11 . 0
1 .
1 .
14 .
15

ov Thr shold 0%

IM P
TY

A ad mi

IM P
DE CRI TION

No Im r

IM P
ROVEMENT

1.1.

Meas

Indi

Gr

s

it t

ACHIEVEMENT
TARGET

The desired level of performance for LO in a coll tiv ass ssm nt is that 0% of students in the program will achieve .0/4.0 or higher.

INDING

Student learning outcomes is a high d. student responses < d d minimum threshold of 0% attainment.

ANALYSIS
INDING

Student R r d nt R

ACHIEVEMENT
TARGET

ENDING

ANALYSIS
ENDING

for Outcome 1 in a collective assessment it is that
 program will achieve a minimum of 4.0 or higher.
 Outcome 1 is a high level when student performance indicators
 with the threshold of 4.0 or higher. Student performance indicators
 minimum threshold of 4.0 attainment.

Performance Indicator

IVEN 4.80

Av ra Av ra

LO 1.

.

1.

.

.00

.

.00

.00

.00

.00

.00

.00

.00

.00

.00

.00

.00

.00

.00

.00

.00

.00

.00

.00

.00

.00

.00

.00

.00

.00

80%

IVEN 4.00

Av ra Av ra

LO 1.

. 0

. 0

.44

.5

. 0

.

.5

.08

.80

. 0

.08

.08

.44

. 0

.8

.80

.5

.44

.1

.

.

.

.

.

.

.

.

.

.

.

.

.

.

.

.

.

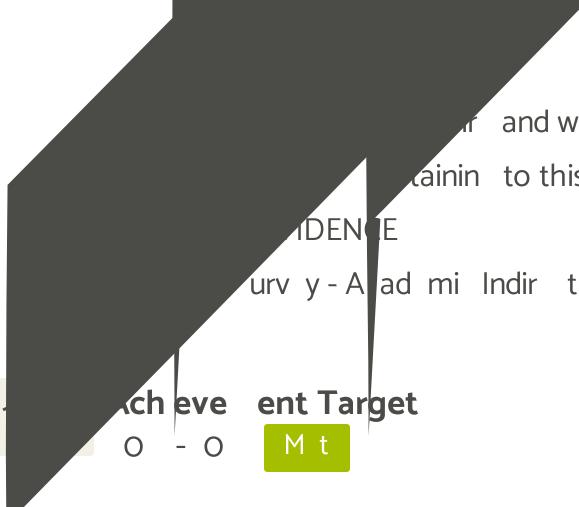
IVEN 4 1

LO 1.

4.00

.

.0 %



... and will be scored using Likert scale (1-4). This is a question
... maintain to this LO will be used in the assessment.

... IDENCE
... urv y - Acad mi Indir t

Achievement Target

0 - 0 **M t**

ACHIEVEMENT
TARGET

The desired level of performance for LO in a coll tiv ass ssm nt is that 0% of
stud nts in th ro ram will a hi v .0/4.0 or hi h r.

INDING

stud nt l arnin out om is a hi v d. tud nt r s ons < d d minimum
thr shold of 0% attainm nt.

ANALYSIS
INDING

tud nt R s ons

LO 1.

- .
- .
- .
- 4
- .
- .
- .
- 4
- .
- 4
- 4
- .
- .
- 4

Av / td .4 0.40

Abov .0 100%

IMPROVEMENT
TYPE

A ad mi

IMPROVEMENT

No Improvements Demonstrated

DESCRIPTION

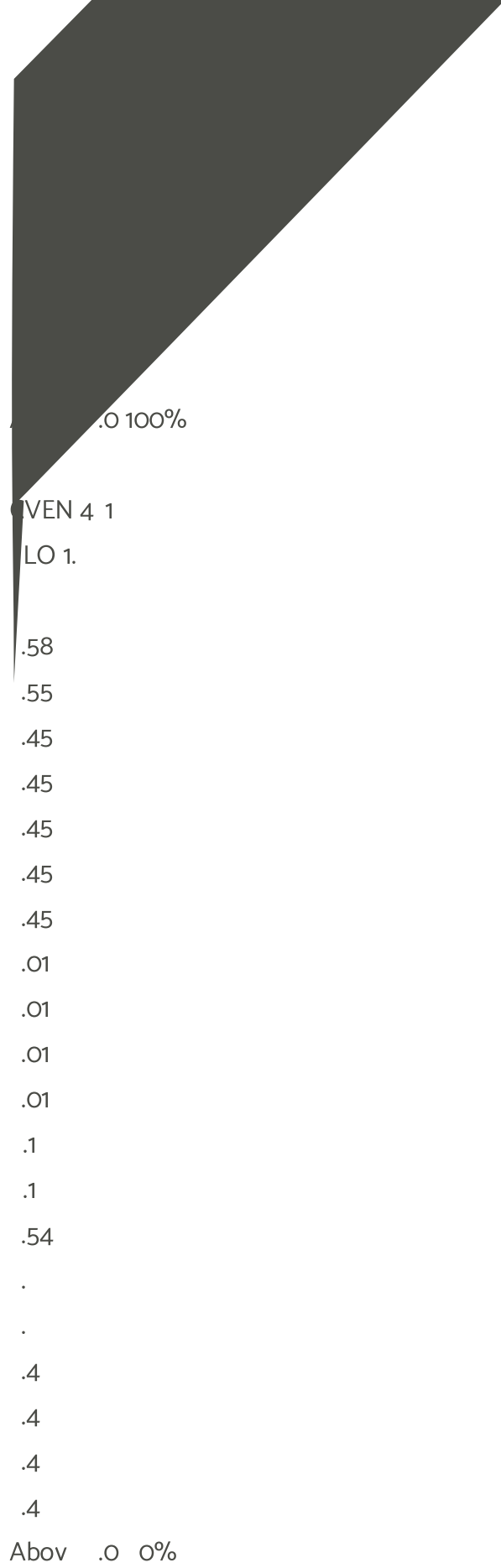
IMPROVEMENT

1.

Student Learning Outcomes

an ability to apply knowledge in solving problems that consider and satisfy societal, health, safety, and environmental concerns

ABET O



IM ROVEMENT A ad mi
TY E

IM PROVEMENT

No Im ro

DE CRI TION

IM ROVEMENT

1. .

Meas

Indi

Gr d

s

M t

A H

TAR

IN

AN

I

4

4

.

ed .4

ov .6

A 7

IM
TY

IM
DE

IM

1.4

a

A

u

GENE

- Core skills - to be d
- id a ... writt n, ora ... v

IN TITUT

- Written Communi ation

STRATEGIC INITIATIVE

O

vid ran of audi n s

METHODS

Assessing the impact of a stone course, the study was designed for the various final written reports. The assessment used an assigned task (1-4) that was administered using a written student response sheet. The thresholds set forth by the Accredited oral communication will be used using quantitative surveys collected from the wide range of audience members throughout and assess the student presentations. The surveys also use a Likert scale (1-4) to assess the student's perception of the course.

SOURCE OF EVIDENCE

Rubric for oral Assignments - Administrative

	Above Threshold 0%
IMPROVEMENT TY	Admi
IMPROVEMENT DESCRIPTION	No Improvements Demanded Necessary
IMPROVEMENT	

4

.

.

4

4

.

.

4

4

4

.

4

.

0.41

ov 100%

IM
TY

A ad mi

IM
DE

No Im rov m nts D m d N ssary

IM
ROVEMENT